

SERVICE

CENTRAL TERRITORY

Oct 2014	Brightly Shines the Harvest Moon	57
Nov 2014	Shine, Jesus, Shine	62
Dec 2014	All is Calm, All is Bright	64
Jan 2015	Lightening the Load	66
Feb 2015	Shining Hearts of Love	68
Mar 2015	Shining Lights	69
Apr 2015	Cooking Light	70
May 2015	It's a Clean, Green Scene	73
June 2015	Sparkling Clean	74
July 2015	Light Bright	75
Aug 2015	Fresh Start—Back To School	77
Sep 2015	Glittering Image	79

BRIGHTLY SHINES THE HARVEST MOON

BY MAJOR SANDRA TURNER

Introduction

Many may remember the song “Shine On, Harvest Moon.” The song debuted in the Ziegfeld Follies around the 1908. It is interesting to note that the order of the months in the chorus vary from year to year. The Ada Jones and Billy Murray version has this order: April, January, June or July, and Mitch Miller and Leon Redabone use January, February, June or July.

Astronomers define the harvest moon as the full moon nearest the autumnal equinox (the beginning of autumn). Each night the moon rises later because its orbit carries it farther eastward. But around the date of the harvest moon, the moon rises at almost the same time for a number of nights. According to the Farmer’s Almanac, the Native Americans named the harvest moon for the time when they harvested their corn. Before tractors had lights, farmers worked by the light of the moon to gather their crops. The harvest moon for 2014 will occur on September 9, 2014.

Program Ideas

“Shine On, Harvest Moon”

Sing the song “Shine On, Harvest Moon.” You can find the words on the Internet. In addition, YouTube® has a video of old-time vocalists such as Ada Jones and Billy Murray singing this song. One is from 1909 and another from the Ziegfeld Follies of 1931.

Word Search

See the word search based on Luke 10:2 on the DVD.

A Day in the Life of a Cadet

Share the daily schedule of a cadet at the College for Officer’s Training. See the DVD for information regarding the cadets’ requirements to receive an Associate of Arts in Ministries Degree and the schedule of typical weekly classes.

Service Project

While we don’t celebrate with a moon festival as the Chinese do, we in The Salvation Army do celebrate the beginning of the fall season and harvest. Part of this celebration is the welcoming of cadets—officers in training—to the four Training Colleges throughout the United States. The cadets leave their homes and families to answer God’s call to ministry in The Salvation Army. They will be without income for the two years while in training. During this meeting we will participate in a service project to raise funds for the College for Officer’s Training and the cadets.

Silent Auction

Ahead of time, ask the women’s ministries members and other members of the corps for items to sell in a silent auction. Thematic baskets featuring kitchen, crafting, spa time, reading, knitting, or children’s items could also be put together using the items that the women provide. This would allow those women on a fixed budget to participate. The auction could take place during the regular women’s ministries meeting or hold it during a special event when there is a large group to bid on the items. Prepare flyers to advertise the auction.

Decorations

Decorate with items related to autumn: back-to-school memorabilia, fall leaves, pumpkins, harvest fruit and vegetables. If you have a cadet or cadet family from your corps or division, display pictures of them throughout the room. This can also serve as a reminder to pray for them.

Refreshments

Serve moon pies, which can be purchased or homemade. There are a number of recipes on the Internet. One site is: <http://allrecipes.com/recipe/southern-moon-pies>.

The Harvest is Plentiful, But the Workers Are Few

Read *Luke 10:1–12* from *The Message*.

This portion of scripture presents several principles of evangelism: First, Jesus states that there is a huge harvest but few workers. These workers were not only to labor but also to pray for laborers. The sending of the seventy-two shows that discipleship was not limited to the twelve disciples. Jesus' instructions to them were the same as those given to the twelve. They represented Jesus and were to tell others about Him.

It was a difficult calling. Harvesting is hard work, even when there are many people helping. But these men were sent into a vast field with very few workers. Instead of praying for an easier job, they were to pray for more laborers to join them. We need to pray that same prayer. Note that the scripture calls for laborers, not spectators. Too often we pray for somebody else to do the jobs we are unwilling to do.

There was urgency about the work. The Lord did not want the messengers to be burdened with extra supplies or to be delayed by elaborate Eastern greetings. They were to trust God to provide homes and food for them. They were to willingly accept the hospitality of the people without embarrassment. The Lord would bring blessing to the homes of those people.

The harvest can't wait until a more convenient time. Reap it now, or it is ruined by weather or will wither away. Jesus told the seventy-two that it would be costly to follow Him but that the blessing would be great. God calls each of us to share His love with those around us. For willing disciples the message remains the same today: "The harvest is plentiful, but the workers are few." Remember to pray for cadets and officers whom God has called to full-time service as His ministers of the gospel.

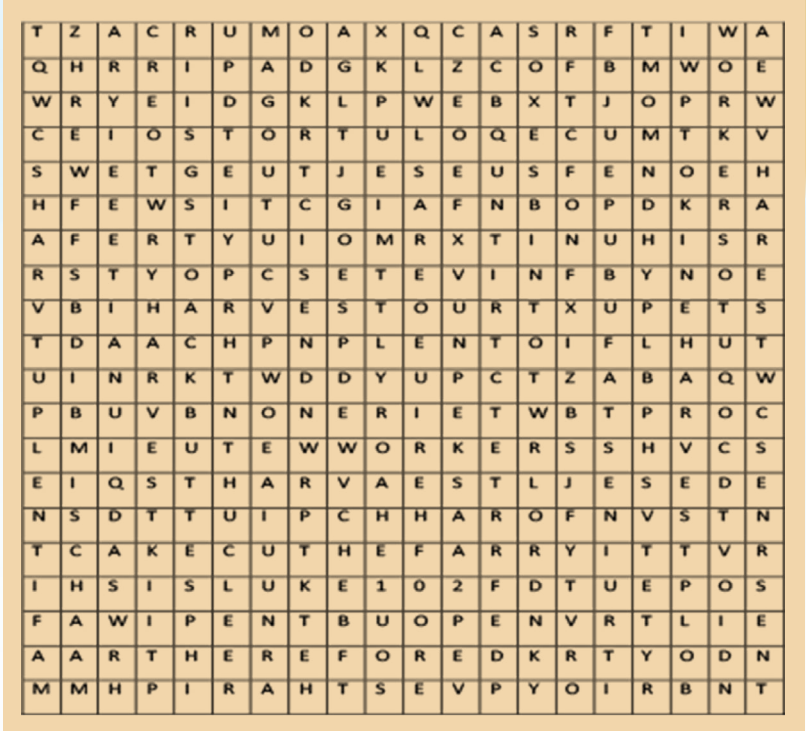


OCTOBER 2014

Scripture Word Search

Find the words in Luke 10:2 in the puzzle.

The harvest is plentiful, but the workers are few. Ask the Lord of the harvest, therefore, to send out workers into his harvest field” (Luke 10:2).



A Day in the Life of a Cadet



Weekly Bulletin May 11th – May 18th, 2013



ANNOUNCEMENTS

- Sunday:* **Soldiering Sunday (Mother's Day)**
- Monday - Friday:* **Lunch @ 12:20 p.m. / Dinner @ 5:00 p.m.**
- Thursday Dinner:* **Sign-up due on Lotus Notes**
- Marketplace:* **Open Monday - Friday: 4:30 - 5:00 p.m. / 5:45 - 6:45 p.m.**

REMINDER: There is a sign-in sheet for lunch & dinner at the entrance of the Terrace Room.

	8:15-9:10	9:15-10:10	1010 - 1025	10:25-11:20	11:25-12:20	12:20 - 1:20	1:25-2:05	2:10-3:05	3:10-4:05	4:10 - 4:30	Eve
Sat May 11											
Sun May 12	SOLDIERING SUNDAY (MOTHER'S DAY)										
Mon May 13	OT III (1) *E/ THEO III (2) *C FINANCE*K (1)/ NT III*J (2)	PSYCH *L SOCIOLOGY *J		OT III (2)*E/ THEO III (1)*C HOM VI *J	MU TSA III *L		ASSEMBLY *L	HOM III *L VIRTUAL CORPS *J	CADET CHORUS *CH		CORPS PROG 4:10-7:15pm
Tue May 14	OT III (1) *E/ THEO III (2) *C FINANCE*K (1)/ NT III*J (2)	ETHICS *L SOCIOLOGY *J		PSYCH *L FINANCE *K (2) NT III *J (1)	ELECTIVES	1:00 DISCIPLE RHRSAL *CH	1:25-2:25 SUMMER ASSIGNMENT CHAPEL	ENG 189 *B WORSHIP ARTS *C1			CORPS PROG 4:10-7:30pm
Wed May 15	OT III (2)*E/ THEO III (1)*C VIRTUAL CORPS *J	PSYCH *L SOCIOLOGY *J		ETHICS *L FINANCE *K (2)/ NT III *J (1)	ELECTIVES		1:25 - 2:25 DISCIPLESHP	2:30 - 3:25 CADET CHORUS *CH	3:30 - 4:30 HOUSE DUTIES		CORPS PROG 6:00-7:30pm
Thu May 16	OT III (1) *E/ THEO III (2) *C FINANCE*K (1)/ NT III*J (2)	ETHICS *L VIRTUAL CORPS *J		OT III (2)*E/ THEO III (1)*C FINANCE *K (2) NT III *J (1)	ELECTIVES	CHAPEL		ENG 383 *B HOM VI *J			CORPS PROG 5:45-8:00pm
Fri May 17	8:15-12:15 SUMMER SEMINAR – DISCIPLES *C115					1:25-2:05 SUMMER SEMINAR DISCIPLES *C115	2:10-4:05 CORPS PROGRAM TRAINING *L				CORPS PROG 6:30-8:00pm
	8:15-9:15 CADET CHORUS *CH			9:20-12:20 STUDY & PACK							

Requirements for Associate of Arts in Ministries Degree

The College for Officer Training at Crestmont confers an Associate of Arts in Ministries Degree. The Degree program is designed to train men and women to serve God effectively as officers in The Salvation Army.

Biblical Studies (14 required quarter units):

BI132	Old Testament Survey I	(2 units)	BI315	Gospel of Luke*	(2 units)
BI133	Old Testament Survey II	(2 units)	BI329	Major Prophets*	(2 units)
BI134	Old Testament Survey III	(2 units)	BI334	Isaiah & Jeremiah*	(2 units)
BI135	Biblical Exegesis (2 units)		BI337	Psalms and Proverbs*	(2 units)
BI232	New Testament Survey I	(2 units)	BI342	Revelation*	(2 units)
BI233	New Testament Survey II	(2 units)	BI370	Gospel of John*	(2 units)
BI234	New Testament Survey III	(2 units)	BI374	Philippians	(2 units)
BI303	Romans*	(2 units)	BI375	Prison Epistles*	(2 units)
BI306	Wisdom Literature*	(2 units)	BI377	Pastoral Epistles(1&2 Tim & Titus)*	(2 units)
BI307	Genesis*	(2 units)	BI385	Old Test Studies & Archaeol*	(2 units)
BI310	I & II Samuel*	(2 units)	BI386	Book of Acts*	(2 units)
BI313	New Test Studies & Archaeol*	(2 units)		*Elective	
				**General Education Course	

Business and Management (9 required quarter units):

BU059	Introduction to the Computer**	N/C	BU255	Financial Management	(2 units)
BU062	Fundamentals of Mathematics**	N/C	BU258	Business Management III	(2 units)
BU154	Business Management I	(2 units)	BU350	Administrative Leadership*	
BU161	Technology Applications**	(1 unit)		*Elective	
BU162	Adv Technology Applications**	(1 unit)		**General Education Course	
BU254	Business Management II	(2 units)			

General Education - English & Communications (4 required quarter units):

ENG095	Introduction to Academic Writing	N/C**	ENG287	Developmental English IV	(2 units)
ENG101	College Writing	(2 units)	ENG288	Developmental English V	(1 unit)
ENG102	Public Speaking	(1 unit)	ENG289	Developmental English VI	(1 unit)
ENG187	Developmental English I	(2 units)	ENG383	Developmental English Lab	N/C
ENG188	Developmental English II	(1 unit)		*Elective	
ENG189	Developmental English III	(1 unit)			
ENG190	Info Literacy & Research Skills	(1 unit)			

General Education - Natural & Social Sciences (8 required quarter units):

HIS265	History: 1865-Present	(2 units)	SOC200	Introduction to Sociology	(2 units)
PSY156	Introduction to Psychology	(2 units)		*Elective	
PSY327	Conflict Resolution/Relat Devlp*	(2 units)		**General Education Course	
SCI201	Officer Wellness* (2 units)				
SCI204	Contemporary Health & Physiology	(2 units)			

General Education - Worship Arts (3 required quarter units):

MU120	Music Leadership*	(1 cum)	MU373	Playing Piano for Worship II*	(1 cum)
MU122	Music Fundamentals*	(1 cum)	MU379	Vocal Ensemble*	(1 cum)
MU126	Praise and Worship*	(1 cum)	MU381	Beginner Brass*	(1 cum)
MU307	Cadet Chorus	(1 cum)	MU382	Brass Ensemble*	(1 cum)
MU333	Drama*	(1 cum)	MU387	Playing Guitar for Worship*	(1 cum)
MU337	Sound*	(1 cum)	MU392	Timbrels*	(1 cum)
MU340	Performance*	(1 cum)	MU397	Singing for Non-Singers*	(1 cum)
MU350	Bass Guitar*	(1 cum)	MU398	Music Theory*	(1 cum)
MU362	Instrumental Tech (Brass)*	(1 cum)			
MU364	Vocal Technique*	(1 cum)			
MU372	Playing Piano for Worship I*	(1 cum)			

*Elective
**General Education Course

Mission and Ministry (36 required quarter units):

ENG167	Homiletics I**	(2 units)	MI322	Emerging Trends in SA Min	(2 units)
ENG169	Homiletics II**	(2 units)	MI335	Prayer*	(2 units)
ENG171	Homiletics III**	(1 unit)	MU125	Gospel Arts in Worship	(1 unit)
ENG265	Homiletics IV**	(1 unit)	MU185	Music in The SA I**	(2 units)
ENG266	Homiletics V**	(1 unit)	MU186	Music in The SA II**	(1 unit)
ENG267	Homiletics VI**	(1 unit)	MU285	Music in The SA III**	(1 unit)
MI150	Intro to Public Ministry	(2 units)	MU342	Multimedia Ministries**	(1 unit)
MI158	Intro to Christian Education	(2 units)	PSY157	Intro to Pastoral Care	(2 units)
MI176	Evangelism I	(1 unit)	PSY205	Intro to Addiction & Recovery	(2 units)
MI277	Evangelism II	(1 unit)	PSY252	Counseling Techniques**	(2 units)
MI298	Virtual Corps Training	(2 units)			
MI310	Urban Ministries*	(2 units)			

* Elective
** General Education Course

Supervised Ministry (12 required quarter units):

BU178	Christmas Intensive I	(1 unit)	MI280	Field Training Practicum II	(3 units)
BU279	Christmas Intensive II	(1 unit)	MI378	Evangelism (Spring Campaign)	N/C
BU274	Summer Intern Bus Adminis	(2 units)			
BU272	Summer Intern Communica	(2 units)			
MI180	Field Training Practicum I	(3 units)			

*Elective
**General Education Course

Theological Studies (12 required quarter units):

EC141	Theology I	(2 units)	EC243	Theology IV	(2 units)
EC142	Theology II	(2 units)	EC361	Ethics**	(2 units)
EC143	Theology III	(2 units)			
EC238	Comparative Beliefs**	(2 units)			

*Elective
**General Education Course

Note:

All courses in The C.F.O.T curriculum are expected to be satisfactorily completed by cadets. No cadet will be commissioned as an officer who has not met The Salvation Army National Curriculum Standards. Successful completion of all seminars and lectures is required for graduation. Please see pages 56-58 for a list of the seminars and lectures.

SHINE, JESUS, SHINE

BY HEARTLAND WOMEN'S DEPARTMENT



The Thankful Tree

You can find many different designs for a “Thankful Tree” on the Internet. Most consists of bare tree branches that are placed in a large mason jar. The jars can be decorated by tying ribbon around the mouth. Putting glass marbles in the jar around the branches will help stabilize them and add to the design. Prepare construction paper leaves in fall colors. Punch a hole in one corner and add a thin ribbon to tie the leaves on the branches. Invite the women to write what they are thankful for this thanksgiving on the leaves and share these expressions as they tie their leaves on the branches.

Service Project Ideas

1. Thanksgiving in a Box

Ahead of time decide how many families the women’s ministries group will adopt by providing a “Thanksgiving in a Box.” Ask the women to provide the supplies to decorate a thanksgiving table. Some suggestions include: plastic tablecloth, plates, including dessert and salad plates, cups, glasses, utensils and napkins. Around Thanksgiving you can often find attractive plastic ware to make the table festive.

There are a number of websites listed below that give ideas for place cards, napkin rings, pumpkin centerpieces and children’s favors made from Tootsie Pops® and Hersey Kisses® that the women could make to include in the box.

Place Cards — <http://tiny.cc/hwwchx>

Napkin Rings — <http://tiny.cc/sedehx>

Pumpkin Centerpieces — www.stampingpro.com


Tootsie Pop® Turkey — <http://tiny.cc/7zwchx>

2. Corps Thanksgiving Meal

Today it is not only single men and women who participate in the corps Thanksgiving meal. Often families find themselves in need of some extra help at this time of the year. If this is a case at your corps, set up separate tables where they can eat as a family. Make use of the “Thanksgiving in a Box” supplies to make the tables special for them.

3. Thanksgiving Meal

Ask the women to donate items to provide for a family’s thanksgiving meal. Depending upon the financial means of the women, they could be asked to bring two or three items; or provide all the non-perishable items needed for a meal for a family of four. Prepare a list of items wanted: stuffing mix, instant potatoes, turkey gravy, cranberry sauce, canned green beans, canned corn, a cake mix and frosting. Staple the list to a brown paper bag that women can take to the grocery store and fill. These items can usually be purchased for under \$20.00. The corps could add a food voucher to purchase a turkey before distributing the bags to the families.





Shining for Jesus

We all want to make our lives count for others. Wouldn't you like people's lives to be brighter because of your presence in the room? The Prophet Isaiah says this is possible. In Isaiah 58:8 we read: "Then your light will break forth like the dawn, and your healing will quickly appear; then your righteousness will go before you, and the glory of the Lord will be your rear guard." Isaiah is saying that everyone will see our light shining as we reflect Christ in our lives. We can be known as people who are living righteous lives and emulating Jesus through helpful words and actions. The glory of the Lord will be around us. We will be shining for Jesus.

We will only be able to shine for Jesus if we have an on going relationship with Him. We will want to serve others because of our love for Him. Isaiah 58:7 clearly says, "What I'm interested in seeing you do is: sharing your food with the hungry, inviting the homeless poor into your homes, putting clothes on the shivering ill-clad, being available to your own families. Do this and the lights will turn on, and your lives will turn around at once. Your righteousness will pave your way. The God of glory will secure your passage. Then when you pray, God will answer. You'll call out for help and I'll say, 'Here I am'" (*Isaiah 58:7-8, The Message*).

You know the old riddle, "If a tree falls in the forest who hears it?" The question is if your light shines and no one sees it, what good does it do? Or if one lives righteously in isolation from the world and one's neighbors, what impact will they make? First, reach out and help those who are hungry, homeless and in need of clothing. They are all around you. As a result, you will shine for Jesus. People will notice the way you live. God's glory will surround you, provide protection for you and reflect Him. What kind of impression are you making? Are you shining for Jesus?

ALL IS CALM, ALL IS BRIGHT

BY LIEUTENANT JODI SLACK

Introduction

Sometimes we can become so consumed with all the busyness of the Christmas season that we forget that it is the celebration of the birth of our Lord. The following ideas provide an opportunity for the women to make a gift to be taken to shut-ins in the community. This will help provide a sense of connection with the women they will be visiting.

Service Ideas Crafts

These crafts can be made by the women during the women's ministries meeting or could be completed with those they visit. Check the websites listed for supplies and directions.

Oil Sun Catcher—<http://tiny.cc/7zwchx>

Melted Bead Sun Catcher—<http://tiny.cc/87wchx>

Sparkling Sun Catcher—<http://tiny.cc/p8wchx>

Star Cookie Gift Pail

Purchase small metal or plastic pails for the women to decorate using various craft supplies—ribbons, silk flowers, jewels, lace, or floral foam cut into interesting shapes. These can often be found at dollar stores or in the dollar bins at Target®. Ahead of time prepare cards printed on one side with Scripture verses connected to

the words “shine” or “light.” Some suggested verses are listed below. On the other side print the words, “Sharing the love of Jesus, The Salvation Army Women’s Ministries.” Include the corps address and phone number. Punch a hole in the corner of the card and attach to the pail with thin ribbon. These cards could be printed on business card paper, which is available in most office supply stores.

Once the pails have been decorated, place tissue paper inside and fill with sugar cookies that have been wrapped in plastic wrap or placed in small plastic bags. Ask some of the women to bake the cookies at home. Recipes for sugar cookies can be found on the Internet. An alternate idea would be to ask the cooks to use a star cookie cutter and while the cookies are still warm insert craft sticks into them. The women’s ministries members could be asked to decorate them during the meeting time.

Shine and Light Scripture Verses

“The Lord make His face shine on you and be gracious to you” (Num. 6:25).

“Let your light shine before others, that they may see your good deeds and glorify your Father in heaven” (Matt. 5:16).

“Then the righteous will shine like the sun in the kingdom of their Father” (Matt. 13:43).

“You, Oh Lord, keep my lamp burning; my God turns my darkness into light” (Ps. 18:28).

“The precepts of the Lord are right, giving joy to the heart. The commands of the Lord are radiant, giving light to the eyes” (Ps. 19:8).

“Your Word is a lamp to my feet and light for my path” (Ps. 119:105).

“Every good and perfect gift is from above, coming down from the Father of heavenly lights” (James 1:17).

Does Your Light Shine?

My dad was a wonderful gardener. No matter what kind of plant it was, or if I had almost killed it, he had a green thumb and was able to bring it back to life. He had this amazing garden in the back yard of his home with various plants, a pond with Koi fish and sun catchers. The sun catchers hung in the tree by the garage, in the kitchen and dining room windows and on the patio. I can remember when I needed an escape, I would walk into his backyard and just listen to the sounds of the pond and stare at the brilliant colors coming through the sun catchers. Sun catchers reflect the light of the sun in so many beautiful ways.

We read in Isaiah 60:1, “Arise, shine, for your light has come, and the glory of the Lord rises upon you.” Isaiah is sharing that the world is still in spiritual darkness, but the Lord shines on Israel and through Israel to the rest of the world. The command for us is to get up and shine our light because the Light (Jesus) has come.

Jesus tells us, “You are the light of world . . . let your light shine before men, that they may see your good deeds and praise your Father in heaven” (Matt. 5:14–16). But how can we do that? We are called to have fellowship with God on a daily basis by being in His Word, spending time in prayer and by being in His house surrounded by fellow believers. When we are having fellowship with Him, we have more opportunities to soak up His light and then reflect it to those around us.

As we know, winter days seem to get darker and more dreary. That is when our bodies crave more light. We all face times in our life when problems threaten to overcome us and our world seems dark. Like the brilliant colors that come through the sun catcher, I wonder if the light I am sharing with others facing dark times reflects the brilliant light of Jesus Christ.

How about you? Are you sharing the light of Jesus, or are you allowing the things of the world to hide that light? Sun catcher crystals, yet small and imperfect, reflect the brilliant light of the sun. God can use us, who are also imperfect, to reflect the brilliant light of His Son, Jesus. So this wintery season, be the light in a dark and dreary world.



LIGHTENING THE LOAD

BY LIEUTENANT KERRY BARTSCH

Introduction

In most communities there are people who are in need of assistance, which affords us the opportunity to minister. The Salvation Army depends upon the generosity of the community to help meet those needs. As individuals we may not be able to provide a lot; but if we work together, we will be able to make a big difference in the lives of others. The following are some ideas to sponsor a food drive for the corps pantry.

Service Projects

Food Drive

Ask the women to distribute flyers asking for donations for a food drive for the corps social service pantry. Challenge each woman to give flyers to friends, relatives and neighbors. Ask them to be responsible to collect those donations, if the people are unable to deliver them to the corps. Include on the flyer a list of items that are helpful, the corps address and contact information.

Corps Meal

Plan to have a Stone Soup meal on a Sunday afternoon following the morning service. Ask everyone to bring in canned vegetables. Some of the cans would be used to

make the "Stone Soup" for everyone to enjoy. The rest of the donations would be used to stock the corps pantry. During the lunch have someone read the story of "Stone Soup." This can be found on the Internet at:

<http://www.extremelinux.info/stonesoup/stonesoup.html>.

Announce this event in advance to allow time to collect the donations of canned food.

Stone Soup Recipe

There are a number of sites on the Internet for stone soup. Here are a few:

<http://www.tasteofhome.com/recipes/stone-soup>

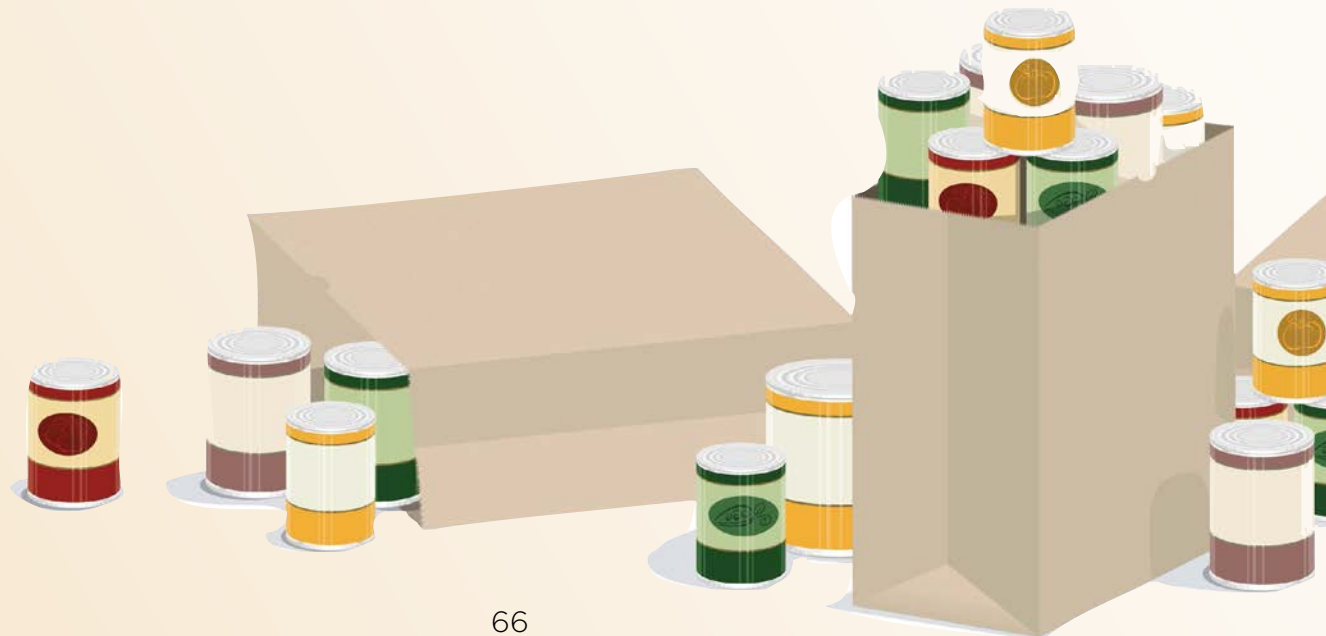
<http://spoonful.com/recipes/stone-soup>

<http://www.nellieedge.com/recipes/Stone-Soup.htm>

Stone soup can be made with meat or just vegetables. What you put in the soup will depend upon what the women contribute.

Additional Ideas

During the mealtime place empty commercial size cans on the tables for people to contribute funds for additional items needed for the corps pantry. Hand out small stones as a reminder of how working together we can achieve a greater good.



Working Together

There are many variations of the story of stone soup. But basically it tells of a man wandering through a village during the time of a great famine. The people in the village were hoarding what little food they had for themselves. As the man entered the village, he tells the people he is going to make stone soup and will share it with everyone. As he began to boil the water he added a stone to the pot. As the villagers heard the rumor of food, they gather around. The man tells them that the soup would be better if he could add some beef. In hearing this, one of the villagers goes and gets some beef to contribute to the soup. As the man continued to make the soup, he mentions another ingredient and one by one the villagers contributed a variety of ingredients that they had been hoarding such as, potatoes, carrots and onions until there was a hearty soup for all to enjoy.

Before the man came into the village, people were only looking out for themselves, but a simple act of willingness brought a whole community together to share with each other. The villagers thought the stone he added to the soup was magic and offered to buy it. The man refused to sell it and traveled on from their village to the next with his magic stone. The moral of the story is that when everyone gives a little, something wonderful can be gained.

There are many examples in Scripture that demonstrate how the willingness of individuals to give can be used for a greater good. In 2 Kings, chapter 4 there is the story of a widow who had nothing but a jar of oil. The prophet Elisha told her to ask her neighbors for empty jars. Through her neighbors generosity she was able to collect multiple empty jars into which she pour her oil. God multiplied the oil she already had so that she had enough to fill every jar.

In Mathew 14 there is the familiar story of how Jesus multiplied five loaves of bread and two fish from one boy's lunch in order to feed a multitude of people. In Exodus 25 we can read yet another story about how God used the little each gave for a greater purpose. People contributed various items such as material, wood, oil, spices, goat hair; ram skins, in order to build the tabernacle.

In Hebrews 13:15–16 we are reminded to do good and to share. "Through Jesus, therefore, let us continually offer to God a sacrifice of praise—the fruit of lips that openly profess His name. And do not forget to do good and to share with others, for with such sacrifices God is pleased." We have an opportunity to be used by God. He promises to bless what little we offer Him. We read in Luke 6:38, "Give, and it will be given to you. A good measure, pressed down, shaken together and running over, will be poured into your lap. For with the measure you use, it will be measured to you."



FEBRUARY 2015

SHINING HEARTS OF LOVE

BY MAJOR CLAIRE GRAINGER

Introduction

February is the month associated with love. Unfortunately many in our communities do not believe anyone is concerned about them, let alone that they are loved. Any holiday is a great opportunity for us to show that someone does indeed care. What better time than the month dedicated to love. In The Salvation Army we can often find an open door into places closed to others. This program needs some preplanning to be effective and accomplish the goal of showing we care about others, but it does not need to be costly or elaborate. It can be adapted to the size, age and time availability of just about any group. The basic idea is to provide "I Care" kits to shelter residents.

Preplanning

Research what types of shelter programs are available in your community. Perhaps your corps has a shelter component. Maybe you are in an urban setting with an ARC or Harbor Light. If you are you in a smaller community, do you have a Family Violence Shelter, Rescue Mission, teen or children's home?

When you have identified the program you would like to care about, contact them to see how you can best reflect care. It often gives a warm feeling to know we are giving an individual a gift but sometimes the shelter as a whole may benefit from assistance. Also by contacting the facility, a speaker could be arranged to come to the meeting and talk about the lives being changed through the shelter. Another alternative would be to visit the shelter when the kits are presented.

Caring

"Light shines on the righteous and joy on the upright in heart" (Ps. 97:11). We want to take this thought of light and use it to share God's radiance to those who may be in a dark place emotionally, spiritually or physically.

Once contact has been established and some guidance obtained as to what would be appropriate to share, then the real fun begins. Brainstorm what items would be good to place in the kits. If individual kits are being

provided, make sure you have a kit for every resident. In keeping with the theme, play with the idea of light and shiny textures both for items in the kits and how you will package them. Kits could be as simple as some home baked heart shaped cookies or as elaborate as baskets of personal care products. However, the idea is to show "I Care," not to show off with how much we have to share.

Decorate bags and attach a card with the following verse on it.

See
How
Important,
Notable,
Essential you are to Jesus

Don't forget a War Cry if the bags are going to adults.

The Most Important Step

Pray. Pray as you brainstorm the ideas, pray as you put the kits together and finally pray for the recipient. Put a card in the bag saying you prayed for them specifically. Include a Bible verse such as 1 John 4:7, "Dear friends, let us love one another, for love comes from God. Everyone who loves has been born of God and knows God."

Shining Hearts of Love

When I was growing up in England, there was always great excitement and anticipation linked with St. Valentine's Day. How many cards would we get; trying to guess who had sent them; was there one from that "special friend?" As my friends and I got older, we spent a great deal of time creating that special card for that extra special boy in our life. Then, of course, there was the anticipation as we waited to see if we were as special to them as they were to us.

One of the songs made famous by the Beatles is titled, "All You Need Is Love." But as we grew up we realized that the sloppy, romantic crushes of our youth were just a part of growing up and that true love is deeper, involving sharing and caring. "But God demonstrates His own love for us in this: While we were still sinners, Christ died for us" (Rom. 5:8). This is the message we are called to share. When better to share love than in February when "love is in the air." Sharing "I Care" kits, whether it is a cookie or something larger or more expensive, truly says we care about those who society often overlooks.

"Light shines on the righteous and joy on the upright in heart" (Ps 97:11). This verse is our promise as we look to care for others. As God shines His light through you, let that light shine on others.

SHINING LIGHTS

BY MAJOR DEB RICHARDSON

DECORATIONS

Place on a table the photographs of the military personnel who will be receiving the packages. Ask a family member who knows the individuals to share where their relative is serving and what they are doing. They may also want to share additional information regarding their family.

MILITARY PERSONNEL

Invite women whose husbands or sons have served in the armed forces to bring a photograph of them in uniform and share information about them.

SERVICE PROJECTS

Care Packages

If you have military men or women from your corps serving overseas, check to see what they would like to receive in a personalized care package. Ask family members the best way to send the items and check that you have their correct address. If you do not have military personnel from your corps, contact the local American Legion or Veterans of Foreign Wars for names and addresses of service men from your community to whom you can send a care package. The website <http://tiny.cc/cjxchx> has detailed information on what to send and what is not suitable. Give the women several weeks notice so that they can gather the items.

PHOTO

Take pictures of the women's ministries group putting together the care packages and send it to the military personnel receiving them. This will show them the love with which the care packages were packed.

LETTERS

Write letters of gratitude to personalize the care packages. Be sure to let them know how much their service is appreciated. Above all, let them know that you are doing this for them in the love of Christ and that you are praying for them.

BRINGING LIGHT

Read Matthew 5:14–16 from The Message.

When my girls were young teens, we were stationed in a small town. While I felt safer letting them go places, the protective mother in me still preferred to have their friends come to our house. This worked out well, considering most of their friends actually wanted to hang out in our home. I gave them very few rules, the biggest of which was to replace pop from the pantry if you take the last bottle or can out of the refrigerator.

Countless Saturdays consisted of baking with these visiting teenagers. My daughters told me that the girls felt safe in our home. I knew some of them had questionable home lives. I determined that when they were at our house they would blend into a normal Christian family. We baked, cooked, cried, shared, taught and learned together.

That was over ten years ago. I still hear from several of those girls, who have since told me that not only did I provide a safe place for them to be, but showed them through example how a loving, caring, Christian mother should act. They saw our home as a light at the end of an otherwise dark tunnel that was their life. Today a few of them are Moms also. I see them occasionally and keep up with them on Facebook®. I am pleased to see that even though they had trials to face, they have grown into wonderful people and thank God for the small part that our family played.

We all face hardships in our lives. What we choose to do with the knowledge gained during those difficult times is what sets us apart. I always told those girls that they didn't have to stay where they were; they had a choice. If we let Him, God can take the sour lemons of hurt and make wonderful, thirst quenching lemonade.

Many of our military men and women are on a journey. They will face hardships that we will never understand, but God can and will use them wherever they are to His glory. We can do our part to encourage them by sharing the love of Jesus, allowing His light to shine through us by sending packages and notes of encouragement. We will never know how many sour lemons we can help turned into refreshing, thirst-quenching lemonade.

Close in prayer, remembering the military men and women who have served and who are currently serving our country.

COOKING LIGHT

BY LT. LAURA LUNNAM

Sponsor Health and Wellness Fair

Below is a step-by-step guide for setting up a community health and wellness fair. Include the women's ministries group throughout the process. This is a great tool to get the women involved in the community, to reach out to others, and raise awareness of healthy lifestyles choices.

- Decide what group of people you would like to reach—seniors, working adults, parents, young adults or children.
- Choose a date and time for the event. Remember to base this upon the group you are trying to reach.
- Choose a location—the corps gymnasium, a senior center, health department, school or local gym or hospital conference room. Check into the cost associated with the room rental. Free is always good.

Two Months Prior

Contact experts in the fields of health, wellness and nutrition. You can have more than one from each field. The vendors should be asked to share their knowledge in their field, to help people in the community know where to find these resources, share samples and provide information on how they can be contacted. (Note: The vendors should not be selling products at this time.) Following is a list of possible experts:

- YMCA / local gym trainer—Have a booth to explain the benefits of exercise.
- Senior Center—Representative to share what they offer to the community.
- Cook/Chef—Give demonstration on cooking healthy. Have samples available.
- Health Department Nurse—Give free health screenings.
- Community Center Directors—Advise parents what is offered for their children in the local area.
- Check the attached DVD for a listing of agencies and their contact information who may be able to participate in the fair. Contact the national office for information on a local affiliate.*

Make fliers promoting the Health and Wellness Fair. It should indicate that it is free. Include the location and time of the event. Check with local radio stations, television and newspapers to see if they will promote this event. Most have free airtime for community events.

One Month Prior

- Double check with those coming to set up a booth.
- Invite the women's ministries women to bring their favorite healthy meal recipe to share at the fair. Ask them to provide samples of the recipe on the day of the event.
- Ask the women to distribute fliers to their friends, neighbors, and local stores advertising the event. Place fliers in the social service department, local soup kitchens and give some to the vendors who will be participating in the fair so they can post them at their place of business.
- If you plan to have door prizes they should be relevant to the fair. See if some of the vendors are able to sponsor door prizes and check with other local business for donations.

One Week Prior to Event

- Make sure all supplies are ready for the fair—food samples, flyers giving corps and women's ministries information, tables, chairs, table clothe, skirting, signage and any power cords needed.
- Prepare response cards to be used in connection with the door prizes. Be sure to ask for the individual's name, address and phone number. This information can be used to notify them of future programs.
- Distribute more fliers.

Day of Fair

- Set up the tables and chairs (if possible the evening before).
- Include a table with information about the women's ministries program and future activities.
- Decorate (if possible the evening before).
- Prepare any samples to be handed out.
- Organize the door prizes
- Set up a table with the door prize response cards, pens and a box for the completed cards. Let people know when the door prize winners will be announced.
- The corps officer and women's ministries members should be encouraged to mingle and get to know the new people attending. They could share information about future women's ministries programs, Sunday services or corps programs available for young people.



Shine on Your Servant

“Let your face shine on your servant; save me in your unfailing love” (Ps. 31:16). David called himself a servant. Serving others is not something that everyone finds easy to do. Some people have jobs in which they are paid to serve others. What kind of service have you given to someone else with no strings attached and no expectations for something in return?

Servant hood is often misunderstood as a relationship between a slave and his master. It is looked upon as something degrading. However, we read in Phil 2:4–7, “Each of you should look not only to your own interests, but also to the interests of others. Your attitude should be the same as that of Christ Jesus: who, being in very nature God, did not consider equality with God something to be grasped, but made himself nothing, taking the very nature of a servant, being made in human likeness.”

Many years ago a Salvation Army officer came out of her office and spoke to a young mother waiting for food from the corps pantry. That officer took on the role of a servant. She encouraged that young woman, provided childcare for this single mother, and led her into a closer relationship with the Lord. When that young woman didn't have transportation she picked her up. That woman was my mother. Since that encounter she has taught her children to serve others and to do so with kindness and compassion. That officer allowed herself to be used by God to serve “the least of these.” She taught servant hood through the way she lived and cared for others. This impacted not only my family but also many more over a period of years.

Do you sit back and allow others to serve or are you serving others? It doesn't take physical labor to send an encouraging card. Being a servant is taking care of those around you, encouraging the homebound, transporting those in need, loving the unlovable.

I will be a servant ... will you?

I have a servant's heart ... do you?

The Lord will give me the strength to serve ... He will!

* Information on DVD—Resource List



RESOURCE LIST—HEALTH AND WELLNESS FAIR

This is a list of possible resources for a health fair. It is recommended that you contact the national office and they will direct you to a local affiliate.

Alzheimer's Association	800.272.3900
American Academy of Family Physicians	800.274.2237
American Academy of Ophthalmology	415.561.8500
American Cancer Society	800.227.2345
American Diabetes Association	800.232.3472
American Dietetic Association	800.366.1655
American Heart Association	800.242.8721
American Kidney Foundation	800.638.8299
American Liver Foundation	800.223.0179
American Lung Association	800.586.4872
American Psychiatric Association	202.682.6620
Arthritis Foundation	800.283.7800
Better Vision Institute	800.424.8422
Centers for Disease Control and Prevention	800.232-1311
Dental Care	www.American Dental Association
Family Connection	800.351.1001
Lutheran Aids Hotline	651.696.0321
Lutheran Network of Mental Illness and Brain Disorders	800.638.3422 ext 2710
March of Dimes Birth Defects Foundation	914.428.7100
Mill Neck Foundation	800.864.0662
National Aids Information Clearinghouse	800.458.5231
National Alliance for the Mental Ill	800.950.6264
National Association of Governor's Council of Fitness	317.237.5630
National Cancer Institute Information	800.422.6237
National Clearinghouse for Alcohol/Drug	800.729.6686
National Dairy Council	800.426.8271
National Diabetes Information Clearinghouse	301.654.3327
National Heart, Lung and Blood Institute	301.251.1222
National Institute for Aging Information	800.222.2225
National Institute for Mental Health	301.443.4513
National Kidney Foundation	800.622.9010
National Maternal and Child Health Clearinghouse	703.821.8955
National Mental Health Association	800.969.6642
National Osteoporosis Foundation	800.223.9994
National Safety Council	800.621.7619
Pathways to Promise	314.644.8400
President's Council of Physical Fitness and Sports	202.272.3421
Prevent Blindness America	800.331.2020

IT'S A CLEAN, GREEN SCENE

BY CAPT. MARCIE MOWERS

DECORATIONS

Cover the tables with newspaper. Cut 2 liter soda bottles in half and cover the bottom half in scrap paper, then fill with flowers.

REFRESHMENTS

Serve green, all natural snacks such as green apples, celery sticks, green peppers with veggie dip, green grapes and kiwi fruit.

GAME

Use the newspaper on the tables for a scavenger word hunt. As the women find the words, have them highlight or circle them. Some suggested words are: street, town, city council, missing, help, law, sale, editor, sports, wanted, local, business, sale, name, police, employment, school.

SERVICE PROJECTS

1. Make recycling bins for the corps building. Purchase several same sized metal buckets with handles. Check local home improvement stores for these. Download labels from <http://tiny.cc/f5behx> and attach to the buckets. Check the website www.earth911.com for local recycling centers.

2. Make a basket out of old magazines. Fill them with small gifts and a copy of the women's ministries program and use as an outreach for women who need some encouragement. Check the website: <http://tiny.cc/46behx> for directions. You need approximately ten magazine pages per basket, scissors and glue dots.



Making Everything New

“The Enthroned continued, “Look! I’m making everything new. Write it all down—each word dependable and accurate” (Rev. 21:5, *The Message*).

We are big on recycling at our house. Every week when the trash goes out, so do two green bins filled to the brim with plastic, paper and aluminum cans. I often wonder if what we throw into those bins are items that we will one day come into contact with again, maybe in the form of a paper product, a doormat or the bench at the park. It is quite a journey for our everyday items from the recycle bin back to a useable product. Check the website www.earth911.com for further information.

In the same way, if you have asked Jesus to be your Savior from sin, you also have a journey to tell about. Your testimony, how God has made you new, is important for others to hear. Ask several of the women to give short testimonies about how God has changed their lives.

Second Corinthians 5:17 holds this promise: “We don’t evaluate people by what they have or how they look. We looked at the Messiah that way once and got it all wrong, as you know. We certainly don’t look at Him that way anymore. Now we look inside, and what we see is that anyone united with the Messiah gets a fresh start, is created new. The old life is gone; a new life burgeons” (*The Message*).

God commands us to look to Him because, “God has moved into the neighborhood, making His home with men and women. They’re His people, He is their God. He’ll wipe every tear from their eyes. Death is gone for good—tears gone, crying gone, pain gone—all the first order of things gone.” The Enthroned continued, “‘Look! I’m making everything new. Write it all down—each word dependable and accurate’”(Rev 21:5, *The Message*).

A plastic water bottle gets a new start when it’s tossed in the recycling bin. As a child of God, you get a new start when you unite yourself with the Messiah. What you once were is a part of your history, but not who you have to continue to be.

Have you received Jesus’ love and been remade? If not, this gift is something God deeply longs for you to receive. He allowed His Son to be made ugly on the cross so that you, His daughter, could be remade sparkling and beautiful. How has God made you new? What is different about you now compared to who you were before you knew of God’s love? Look for ways that God has changed you, refreshed you, cleaned you up and made you to shine. God is making everything new. Tell someone about it.

SPARKLING CLEAN

BY LT. JEAN THAMMAVONGSA

INTRODUCTION

The average American family spends 175 hours a month in the kitchen. The average man lives 76 years and a woman 81. It is calculated that they spend a total of three years cooking. That's 19 days every year.

PROGRAM IDEAS

1. Take a survey to find out the average number of hours the women spend in their kitchen in a month. Is cooking an activity they enjoy? Brainstorm ideas to cut down the time spent in the kitchen. (Cook enough for two meals and freeze half. Plan the menu at the beginning of the week so you know what you will be serving each night. Spend half a day planning and cooking meals for the whole week.) See the Internet for additional ideas.
2. Host a Tupperware® or Pampered Chef Party® and donate any gifts to the corps kitchen.
3. Play the “Price is Right” game, using various cleaning supplies (the real product or pictures). On a note card list two prices, one correct and the other incorrect.
4. Demonstrate how to make cleaning products with basic ingredients the women probably have in their kitchen. (See below.) Check Google “homemade cleaning products” for more suggestions.

Recipes for Cleaning Supplies

- Furniture Polish—Mix in a spray bottle: 1 cup olive oil and ½ cup lemon juice
- Glass Cleaner—Mix in a spray bottle: 1 cup rubbing (isopropyl) alcohol, 1 cup water, 1 tablespoon white vinegar
- All-purpose cleaning spray—Mix 1 part white vinegar and 1 part water in a spray bottle. (Do not use vinegar or ammonia on marble.)
- Bathtub/Sink Scrub—In a bowl, make a paste with baking soda, a squirt of dish soap and a squeeze of lemon. This should be the consistency of frosting. Dip a cloth or sponge into paste, scrub and then rinse.

SERVICE PROJECTS

1. Ask the women to volunteer to deep clean the corps kitchen, a nearby soup kitchen, or a shut-in's kitchen.
2. Invite the women to donate cleaning supplies and place them in a bucket. Ask them to decide who would benefit from

this gift—the corps kitchen, a transition house facility, a shut-in, or a single mom. The supplies could also be handed out to social service families.

3. Hold a kitchen shower for the corps kitchen.

Deep Cleaning

King David was called a man after God's own heart (Acts 13:22). However, even great heroes like David sinned. When we sin, we can run away from God or repent. When we repent, God forgives us and makes us clean once more. Often when we sin, we feel deep guilt and condemnation. We withdraw from God in an attempt to hide in our shame. Rather than running from God, we should run to Him. When the prophet Nathan confronted David after he had committed adultery with Bathsheba he cried to God: “Create in me a pure heart, O God, and renew a steadfast spirit within me (Ps. 51:10). No matter what we have done, like David, we should cry out to God.

When we clean our kitchens, we can scrub the oven and shine the sink, but the results from our effort will only last for a while. Over time we know that everything will get dirty again. But the cleansing that is available from God can have eternal influence. The Bible encourages us to draw close to God and allow our hearts and bodies to be cleansed by Him. We cannot clean ourselves internally. Instead, we must ask Him to do the cleansing by daily staying in a relationship with Him. Jesus can keep us pure so that our “kitchens” (our hearts) are kept in a state of purity and holiness. We read in Hebrews 10:22 “Let us draw near to God with a sincere heart in full assurance of faith, having our hearts sprinkled to cleanse us from a guilty conscience and having our bodies washed with pure water.”

What God wants most from us is for us to have a relationship with Him. He wants to be involved in our life. Let the light of God's presence shine into every part of your life. Like when we clean our kitchen daily, let God's spirit refresh your spirit daily.



LIGHT BRIGHT

BY MAJOR KIM HELLSTROM

INTRODUCTION

One of the things I love about summer is the abundance of light and warmth given by the sun. Light can give us a boost of added energy and happiness. However, for some families there is little to be happy about. They find themselves in homeless shelters and now make up 40 percent of the country's homeless population. They have had to give up furniture, clothing, toys and shelter. More than 1.3 million children are homeless at some time each year. We have the opportunity to give of our resources to help ease their burden just a little bit. We can bring a little light to a child's life. Here is a suggestion of a service project in which you may want to participate.

PROGRAM

Invite someone from a homeless shelter to talk about the specific needs of the children in that shelter. If your corps does not have a shelter, reach out to one in your community. Ask the person to address the kinds of traumas these children face and what kinds of toys could be given to them to bring back the light into their eyes.

SERVICE PROJECT

Purchase a Lite-Brite® game for use in connection with this project. This is a toy created by Hasbro® in 1967 that allows the user to create glowing designs. It is a light box with small colored plastic pegs that fit into a matrix of holes and illuminate to create a light picture. Using the colored pegs the user can create designs from imagination or by following templates.

Challenge the women to purchase toys for the shelter decided upon by the group. As each toy is given, light up a colored peg for the category. For example: green would be for small toys, white for medium toys and yellow for big toys. This challenge could be extended to other groups in the corps or community. The goal is to complete the Lite-Brite® picture and in so doing, light up the world of those children in shelters by giving them new toys to play with.

Place the toys into bags called "Light Bright" bags. Tag each bag with the Scripture verse from Daniel 12:3 "Those who are wise will shine like the brightness of the heavens and those who lead many to righteousness, like the stars for ever and ever." Deliver these bags to the shelters to be given to the children. If possible, as safe from harm and confidentiality allows, set a time for your women's ministries group to play games with the kids and spend time showing them the light of God's love.

After the bags have been distributed, donate the Lite-Brite® game to the shelter as a community game to be enjoyed by all.



Light in the Darkness

When I was a child, I stayed in many homeless shelters. I remember the ones that reached out to my parents, my brothers and me. I also remember the ones that did not show any kindness and made the dark world of homelessness even darker. It is important in a child's life to show them mercy and love. They need the light we have in Jesus as much as their parents do. Love, kindness, mercy, care and laughter give people hope in a "hopeless" situation. That hope brings light into our hearts.

Jesus came to give that hope to all of His children, homeless or not, hungry or not, happy or not. The light of the love of Jesus penetrates some of the deepest darkness anyone faces. I remember feeling the love of Jesus through the kindness of many adults in my life. Maybe you know what that feels like too.

If you're not sure how you can spread light, look at God's Word. We read in Daniel 12:3, "Those who are wise will shine like the brightness of the heavens, and those who lead many to righteousness, like the stars for ever and ever." Make no mistake; God will help you know how to show that light He has given you to others. As we share that light and love many will want to come to know this Jesus that gives hope.

For many of us, one of the hardest parts about following Jesus is reaching out to others in His name. Maybe you don't know what to say. One little act of kindness can make all the difference in the lives of those who are homeless and hurting. Let's not wait until Christmas to light up lives. Lets show that love all year through.





FRESH START—BACK TO SCHOOL

BY LT. COLONEL KATHLEEN BRANCH



INTRODUCTION

The Salvation Army runs many children's homes throughout the world, including some residences for the blind and disabled. Many of these children have been abandoned, abused or orphaned. Without the assistance of The Salvation Army, their lives would be very bleak. Outfitting these children with school supplies, uniforms and shoes, textbooks, school fees, lunch money and bus fare is a huge expense. Because shipping supplies overseas is costly with the recipients often having to pay duty, which can be more than the value of the items sent, it is suggested that money be sent. Any funds raised should be sent to the Divisional Secretary for Women's Ministries, designating the funds for the support of children in Salvation Army children's homes. She will forward them to THQ for disbursement through the appropriate channels. Here are some ways you can help provide monetary support for these children.

SERVICE PROJECT

Crafts for a Cause—Encourage the women to craft for a cause. Host a sale or bazaar featuring their handcrafted items. Invite local crafters to participate by offering table space for a fee, which would be used to support a children's home. There are websites where you can list your craft bazaar and obtain sample application forms for crafters.

Virtual School Supplies—Sell paper cut-outs (see samples on the DVD) representing school uniforms, textbooks and backpacks, each with a different dollar amount. As each cut-out is purchased, write the donor's name on it and staple or tape it to a bulletin board.

Lunch Lady Auction—Distribute brown paper lunch bags to the women. Ask them to decorate and fill with dollar store items or gift cards. Auction the bags with the proceeds going to purchase school lunches for the children. Write or visit local businesses, grocery stores and restaurants to ask if they will donate items or gift cards to be included in the auction.

Sponsor a Child—Ask the group to commit to sponsor a child living overseas. Contact the territorial Child Sponsorship office for details on how individuals or

groups can sponsor a home or a child for as little as \$25 per month.

Back-to-School Bargains Yard Sale—Hold a back-to-school yard sale featuring outgrown children's clothing and shoes. Not only will this help a children's home by donating the proceeds, but also families in the community will benefit by being able to outfit their children for school.

Jamaica Me Crazy Cookout—Host a Caribbean inspired cookout featuring jerk or barbecued chicken, rice and peas (beans), potato salad and fried plantain. Jamaican recipes can be found on the Internet. Decorate the tables in green, yellow and black, which are the colors of the Jamaican flag. Play a CD of reggae music in the background. This could be partnered with a Street Market Bazaar. Encouraging each group in the corps to take part by selling something—bakery items, caramel apples, handcrafted items, bags of popcorn, popsicles. The proceeds from the bazaar and cookout would go toward school fees for a children's home.

REFRESHMENTS

Serve cut-up tropical fruits, banana or coconut bread, or fruit smoothies.



God's Children

Around the world there are countless people who bring children into the world, but either can't or don't want to care for them. They either give them away or abandon them in fields, along the roadside, or on doorsteps. In central Jamaica, Windsor Lodge is one of three homes operated by The Salvation Army caring for some 140 children. The Salvation Army Year Book indicates that 599,350 students were educated and cared for by The Salvation Army in 2012 fulfilling part of Acts 20:35: "You must help the weak ..." In homes and schools throughout the world, officers and employees do just that. But we just can't say, "Well, that's their calling and responsibility." We, as believers saved by God's grace, must be a part of caring for these children.



The rest of the verse is also our challenge: "It is more blessed to give than to receive." How do we do this, living so far from children who are in need? The Salvation Army provides sponsorship programs, mission trips, opportunities to make financial gifts directly to the children's homes, fund raisers and, of course, prayer support. All these possibilities aid in giving these children the best possible life.

Yes, there are great needs here at home, but we have numerous resources. Most of the countries and The Salvation Army where the children's homes are located are poor, without the resources that we enjoy in America. This is where the rest of our key verse fits in: "It is more blessed to give than to receive." There are so many needs; it can be overwhelming. But if we give regular financial support, The Salvation Army worldwide can give the children as much as possible a normal life.

God's Word challenges us. What will we do?

GLITTERING IMAGE

BY LINDA FAYE JONES

Introduction

Glittering Image is a program designed to help women realize that they are beautiful. This service project will focus not only on outward beauty, but will assure each woman that she can be beautiful inwardly. A Makeover Madness Party can be fun and is a great way to meet new women in the community. Not all women can afford to have their hair and nails done, especially if they are staying in a shelter. Enlarge or downscale this party to meet the needs of the women in your community.

Service Projects

Outreach—Makeover Madness!

Planning Time Frame—one to three months.

- Set up a small committee for each element—booths, refreshments, photos, logistics and clean-up.
- Budget—how much will it cost? Can you secure donations to help defray the expenses?
- Logistics—what spaces are available and how many people can they accommodate?
- Theme—decide on a theme—Queen For a Day! Makeover Madness, Glittering Images. The theme will set the tone for everything else you do in connection with the event. Keep it to one or two words; select one or two colors and one image.
- Suggested Activities—A makeover may include haircuts, make-up lessons, manicures, pedicures or massages.
- Volunteers—create a list of local business contacts and divide them between the committee members. Ask them to visit the establishments to ask for their assistance in the event. Then drop the business a note of thanks to let them know you appreciated their time.
- Prepare an invitation and send to those women who are to be invited. The number will be determined by available space. Some suggestions are: social service clients, women in shelters, mothers of children in corps youth programs, friends of the women's ministries members and day camp moms. Include a RSVP so you have an idea of how many women to plan for.
- Create a sign-up sheet so that the women are aware of the activities from which they can choose. If a salon

indicates they can provide 15 haircuts, be respectful and only plan for that number.

- Day of Event—ask the women to complete a short survey to secure their name, address, email, phone numbers and interests. Use this information to follow up with the women.
- Ask the women's ministries members to circulate among the women to start building relationships. Prepare a handout for the women to share that list all of the youth, women and men's activities available at the corps.

Beauty Supplies

Collect new beauty supplies for a family shelter make-over party.

- The planning for this event is not as detailed as for "Madness Makeover," but you still need to plan.
- Create a flyer: Who, What, When, Where and Why. See that each woman in the shelter receives a copy and make a few extras to take to local establishments when seeking donations.
- Gather new makeup, mascara, eye-liner, eye shadow, nail polish, lotions, bath gel, mirrors to be given to the women in the shelter. Check with the local pharmacy and department stores to see if they are able to donate to this project.
- Create a make-up bag for each woman. Let them select the items they can use rather than just giving them a bag full of items.

Refreshments

Some wonderful ideas on creating simple and unique treats can be found at

<http://tiny.cc/gek1ix>.

Marshmallow pops instead of cake pops, edible cookie crowns instead of just cookies are some of the ideas.





Inner Beauty

Open by singing chorus 77, “Let the Beauty of Jesus Be Seen In Me,” from The Salvation Army Song Book. What is your idea of a beautiful woman? *(Pause and let the women share.)*

Psalm: 50:2 says: “From Zion, perfect in beauty, God shines forth.” A Quaker woman with a beautiful complexion was asked what kind of cosmetics she used. She replied, “I use truth for my lips; for my voice, prayer; for my eyes, pity; for my hands, charity; for my figure, uprightness; for my heart, love.”

(In advance ask one of the women to present the following monologue)

(A woman enters the front of the room as if from shopping, with purse in her hand, and packages. She picks up a mirror and touches her hair. She gazes into the mirror (placed on a small table to the side).

“My wrinkles are as deep as ever! He said that he would massage them away. And as for my completion—peaches and cream—phooey! If I use some soap and water on my Elizabeth Arden exterior, it won’t look any better than it did before.”

(Holds up hands with highly polished nails) “Of course, my hands are improved. All that money’s worth can’t go into the dishpan, though. John will have to do that humble chore.”

(She looks deeply into the mirror again.) “Speaking of money, I wonder how much I really spent this morning in this effort to make myself beautiful.” **(Opens her purse and spreads change on the table.)**

“Is that all I have left?” **(Counts the change out loud.)** “Now let’s see, I had the shampoo with the special rinse, haircut and the luxury facial. It surely adds up. It took all morning, too. I feel guilty. I told the Captain I couldn’t possibly make those calls on the new members this week because I was too busy.” **(With a shrug of her shoulders)** “Well, we women have to be beautiful! And that costs both money and time.” **(She picks up her purse and leaves.)**

We read in Proverbs 31:30, “Charm is deceptive, and beauty is fleeting; but a woman who fears the Lord is to be praised,” and in 1 Peter 3:3, 4, “Your beauty should not come from outward adornment, such as elaborate hairstyles and the wearing of gold jewelry or fine clothes. Rather, it should be that of your inner self, the unfading beauty of a gentle and quiet spirit, which is of great worth in God’s sight.” God sees us as we really are from the inside out. The Quaker woman had it right. God was first in her life and every action she took was reflected in her outward actions. The second woman was trying to be beautiful on the outside without any desire to be beautiful on the inside.

Today we have had a wonderful time getting beautiful on the outside. As I pray, if you want to draw closer to God and receive the inner beauty that He has for you, raise your hand and someone will come and pray with you.

